



Materials and Advance Prep

- Small paper bags – 1 per player
- Deck of Food Cards (See Advance Prep for Moo-mory Game)
- Photocopy and mount Miss Moo (provided); add Miss Moo card to the Food Card set

A fun version of “Old Maid” helps students identify nutritious snack foods.

2-4 Players

Object of the Game:


Match nutritious, Five Food Group snack pairs and end up with Miss Moo.

Game Rules:

1. Deal one card to each player, continuing around the circle until there aren't any cards left.
2. The person to the right of the dealer goes first.
3. The player has two choices:
 - Put down any matching pairs of foods in their hand.
 - Choose a card from any other player's hand.
4. If the pair the player puts down is a Five Food Group snack, it is placed in the bag; “Others” foods snack pairs are placed outside the bag.
5. The player continues with their turn until there are no more pairs to put down.
6. The player seated to the right goes next.
7. Play continues until the person holding Miss Moo is the winner.



Photocopy this card for your Miss Moo set!



Milk Group | FOOD CARDS | *large*



WHITE MILK



CHOCOLATE MILK



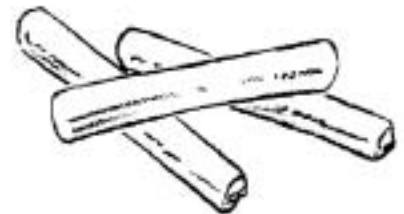
YOGURT



ICE CREAM



PUDDING



STRING CHEESE



AMERICAN
CHEESE




MILKSHAKE



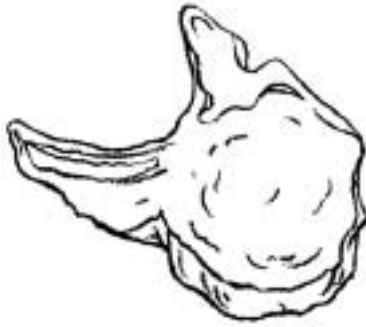
FROZEN YOGURT




Meat Group | FOOD CARDS | *large*




TUNA



PORK CHOP



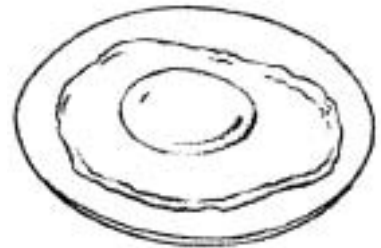
REFRIED BEANS



DRIED BEANS



PEANUT BUTTER




EGG



CHICKEN LEG



HOT DOG



HAMBURGER



Fruit Group | FOOD CARDS | *large*



PEACHES



STRAWBERRIES



APPLE



BANANA



ORANGE



WATERMELON



GRAPES



RAISINS



FRUIT COCKTAIL



Vegetable Group | FOOD CARDS | *large*



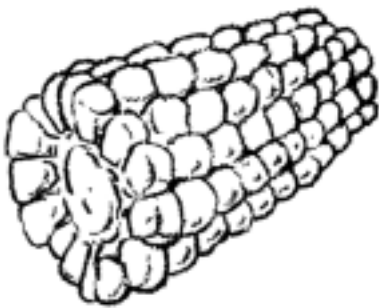
SALAD
Lettuce, Tomato,
Cucumber



BROCCOLI



CARROT



CORN



GREENBEANS



PEAS



POTATO



CELERY



MUSHROOMS



Grain Group | FOOD CARDS | *large*



BREAD



CEREAL



MUFFIN



SPAGHETTI



WAFFLE



**HAMBURGER
BUN**



TACO SHELL



CRACKERS



RICE



